

## Kelvin type Probe Pins ケルビンプローブピン 88YKL series

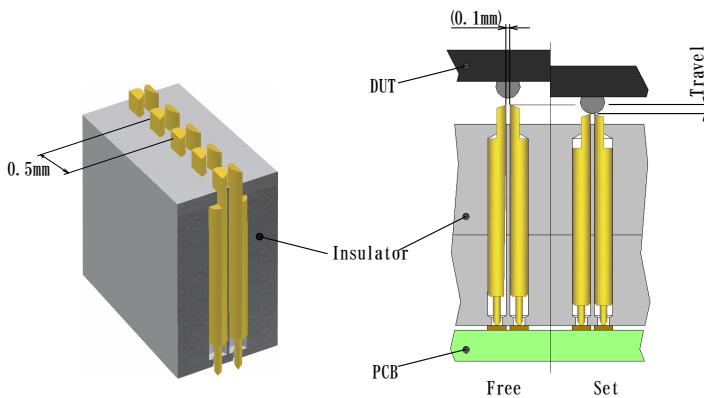
一般に測定する値が低抵抗測定の場合、普通は無視してよい接触抵抗を含んでしまい、これが誤差となって正確な測定ができません。

より精密な抵抗値測定が高まっている中、このプローブピン2本を同じ接点にコネクタすることにより、電流と電圧を別々に測定する4端子測定を可能にしています。

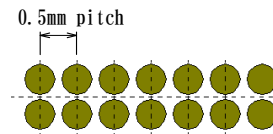
Generally, when the value of measurement is low resistance, including the contact resistance which may usually be disregarded, this serves as an error and it cannot perform exact measurement. While more precise resistance measurement request is increasing, 4 poles measurement which measures current and voltage separately is enabled by contacting the same point of contact in these 2 probe pins.



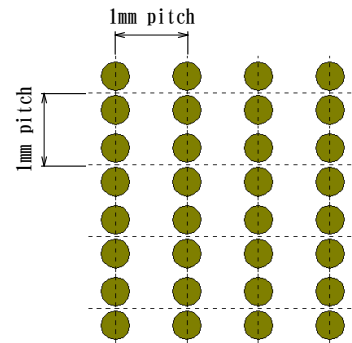
### How to use



**Line** 1列で使用する場合、0.5mmピッチ以上のこと  
Over 0.5mm pitch, when using one line

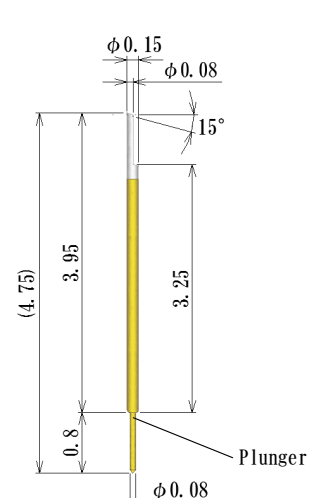
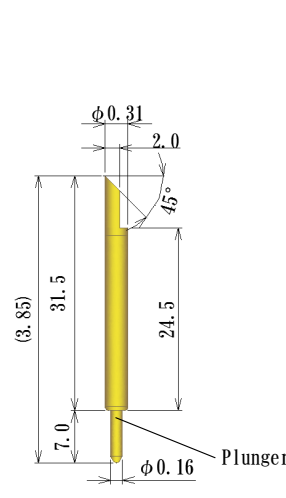
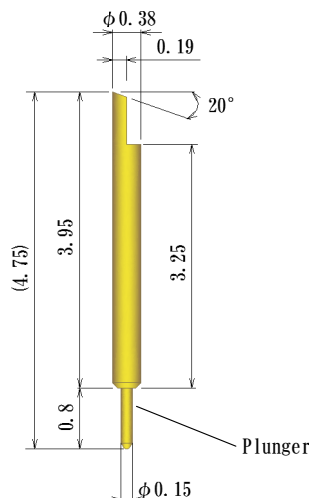
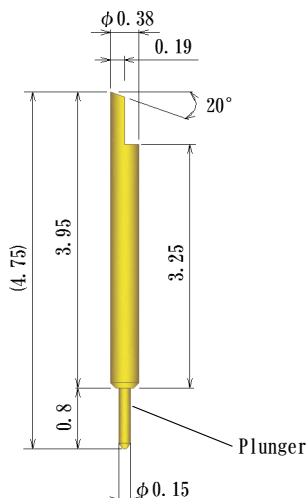


**Grid** 格子配列で使用する場合、1mmピッチ以上のこと  
Over 1.0mm pitch, when using grid pattern



High Temperature spec  
-40℃~+150℃

High Temperature spec  
-40℃~+150℃



Preload 0.083N (8.5gf)  
0.275N (28gf) at 0.45mm travel  
Full travel 0.6mm  
Current max 1.5A

Preload 0.06N (6gf)  
0.17N (17.3gf) at 0.45mm travel  
Full travel 0.6mm  
Current max 1.5A

Preload 0.036N (3.7gf)  
0.147N (15gf) at 0.45mm travel  
Full travel 0.6mm  
Current max 1A

Preload 0.042N (4.3gf)  
0.098N (10gf) at 0.45mm travel  
Full travel 0.6mm  
Current max 0.3A

**88YKL-D38H-L475**

**88YKL-D38H-L475-SUS**

**8YKL-D31H-L385-SUS**

**8YKL-D15H-L475-PD**